




Ceramic Fittings

Ceramic Coating

Progressive Products has the ability to coat whatever parts you may need. This includes laterals, TY's, Wyes, bifurcated bends, cyclones, tube adapters, blow-thru adapters, diverter valve transitions, wear plates, or your specific part. Plain ends, flanges, threaded, and custom ends are available.



Ceramic Lining

We can ceramic coat - or tile line - the inside of cyclones, chutes, bins, target boxes, and certain types of valves.



Ceramic Coated Dead End Tee

This specialty Tee acts like a short radius elbow. The material fills up the closed end then protects itself from abrasion using the application material. This elbow is ceramic coated for extra protection and is extremely effective against severe abrasion.